
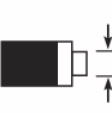
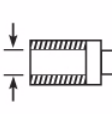
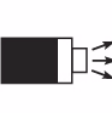

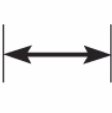



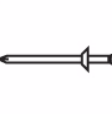


# Mod. 412



	<p>Pressione aria raccomandata Air pressure Pression d'utilisation Luftdruck</p>	6,2 bar
	<p>Attacco aria Air connection Raccord Luftanschluß</p>	1/4" NPT
	<p>Diametro interno tubo aria Air hose internal diameter Diamètre intérieur du tuyau de l'air Innendurchmesser Luftschauch</p>	6 mm
	<p>Consumo aria medio Average air consumption Consommation d'air moyenne Luftverbrauch</p>	2 l/sec
	<p>Peso Weight Poids Gewicht</p>	2,1 kg
	<p>Lunghezza Length Longueur Größe</p>	255 mm
	<p>Pressione sonora Sound pressure Pression acoustique Schalldruckpegel</p>	78 ± 3 dB(A)
	<p>Potenza sonora Sound power Puissance acoustique Schalleistung</p>	90 ± 3 dB(A)
	<p>Vibrazioni Vibration level Niveau de vibration Beschleunigung</p>	< 2,5 m/sec <sup>2</sup>
	<p>Corsa Stroke Course Hub</p>	18,5 mm
	<p>Forza di trazione Pulling power Force de traction Zugkraft</p>	1.248 kg
	<p>Capacità rivetti Rivet capacity Capacité rivet Nietgröße</p>	Da 2,4 a 6,4 mm